

Candidates Forum

California's 17th State Assembly District



Matt Haney
Supervisor

Day: April 18, 2022
Time: 5:30pm-7:30pm
Manny's
3092 16th St
San Francisco, CA 94103

Agenda

5:30pm Doors Open
6:00pm Introductions
6:25pm Candidates Forum Begins



David Campos
Vice-Chair of the California
Democratic Party

Watch Virtually:
CA17Forum.givesmart.com

About

Join Project Open Hand for a Candidates Forum, featuring Matt Haney and David Campos. Learn about the two candidates for California's 17th State Assembly District and their thoughts on the San Francisco food landscape.

About the Candidates



Matt Haney has fought for progressive policy change - for workers, tenants, students, families, and small businesses - as a San Francisco Supervisor, SF Board of Education President, nonprofit founder, advocate, organizer, pro bono tenant attorney, and state legislative aide for over 15 years. Matt currently represents downtown San Francisco on the Board of Supervisors and serves as the Chair of the Budget and Finance Committee, leading the development and oversight of the City and County's \$13+ billion budget. He has built a reputation as a hardworking, creative, collaborative problem solver with an unmatched record tackling San Francisco's toughest challenges from homelessness and housing to public safety and corruption. Prior to his election to the Board of Supervisors, Matt was elected twice to the San Francisco Board of Education. Matt attended Bay Area public schools and holds a BA from UC Berkeley, an MA and JD from Stanford University, and an LLM in Human Rights from National University of Ireland.



David Campos, for the past thirty years, has been a champion for working families, for immigrants, and for the LGBTQ+ community. David currently serves as the Vice-Chair of the California Democratic Party, and as a formerly undocumented gay man, he knows firsthand what it's like to live in poverty and experience hunger. He learned English while working with his parents to put food on the table, and earned scholarships to attend Stanford and Harvard Law. After graduating, David committed himself to public service to stand up for people like his family and himself. He has served as San Francisco Deputy City Attorney, Police Commissioner, District 9 Supervisor, Santa Clara Deputy County Executive, and is currently Chief-of-Staff to District Attorney Chesa Boudin. David is running his campaign 100% corporate-free to end childhood hunger and reduce poverty in California.

Thank You to All Our Partners for Their Support



Thank you to Fort Point Beer Company for their in-kind donation and Venga Empanadas for tonight's catering.



CALIFORNIA
FOOD IS MEDICINE
COALITION

Rising Food Insecurity and Health Inequities Highlight the Urgent Need For Medically Tailored Meal Support

By Andrea Pedroza-Tobias*

Summary

The COVID-19 pandemic has contributed to a significant increase in food and nutrition insecurity, along with adverse impacts on mental and physical health, a decline in economic well-being, and rising health and economic disparities across the United States. In order to increase access to nutritious foods and relieve the economic and health impacts associated with the pandemic and other serious illnesses, there is a crucial need to increase support for **medically tailored meal (MTM)** programs that provide home-delivered, nutritious food to individuals living with chronic health conditions and/or those experiencing nutrition insecurity. While MTM fits within the continuum of nutrition security programs in the U.S., it is not yet fully integrated into healthcare systems.

This brief focuses on food and nutrition insecurity, linkages to serious diseases, economic and racial disparities, and the significance of MTM in advancing nutrition and health in California and beyond, particularly in the context of COVID-19. It explains the importance of fully integrating MTM into healthcare as an effective approach to address the burdens of both chronic diseases and nutrition insecurity, especially for racial/ethnic minorities and low-income populations.

The brief will also elucidate that MTM programs contribute to the *triple aim of a national healthcare reform framework*, which encompasses the goals of 1) better health outcomes, 2) lower healthcare costs, and 3) improved patient satisfaction.

Food and Nutrition Insecurity Before and During the COVID-19 Pandemic

Before the COVID-19 pandemic began in the United States, the overall rate of food insecurity was the lowest it had been in more than twenty years, with 10.5% of U.S. households experiencing food insecurity.¹ However, in 2020 a national survey found that during the start of the pandemic, food insecurity more than tripled to 38% of households.² Furthermore, Feeding America projected that in 2021, 42 million people including 13 million children would face food insecurity across the nation, with California as the state with the most people experiencing food insecurity (5.4 million, compared with 4.0 million in 2019).³

The Household Pulse Survey provides data on a range of ways in which the pandemic has impacted people's lives. This survey documented an increase in the number of adults in households experiencing food scarcity – defined as sometimes or often not having enough food to eat in the last seven days – during the pandemic. The prevalence of food scarcity ranged from 9.7% to 14.4% between April 2020 and March 2021. In June and December 2020, food scarcity almost doubled across California and the U.S. (~14%) compared to pre-pandemic months (~8%), coinciding with peaks in the COVID-19 case rate waves. Importantly, even in the months with lower COVID-19 cases, food scarcity was higher than in pre-pandemic months (See Figure 1).⁴

* Andrea Pedroza-Tobias is a PhD candidate in Global Health Sciences at University of California San Francisco.

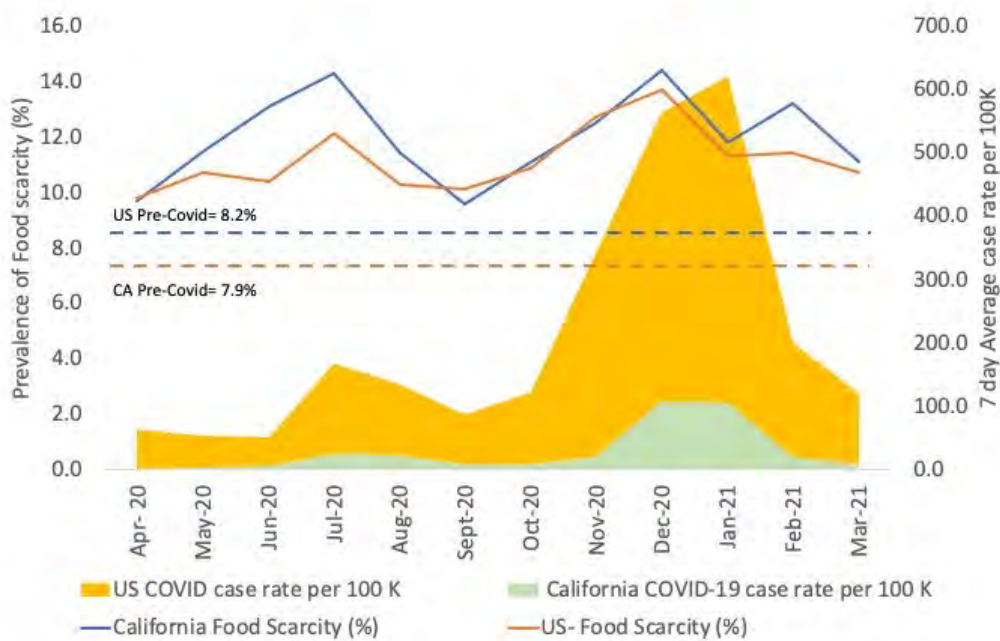
The **California Food Is Medicine Coalition** is a network of community based non-profit organizations that are leading providers of medically tailored meal programs and other nutrition services to vulnerable Californians.

Acknowledgements: Thanks to Kartika Palar, PhD, L. Ann Thrupp, PhD, Sheri Weiser, MD, MPH, Ronit Ridberg, PhD, Kimberly Madsen, RDN, Michelle Kuppich, RDN, Cathryn Couch, and Lujain Al-Saleh, MPH, for reviews and input.



CALIFORNIA
FOOD IS MEDICINE
COALITION

Figure 1. Prevalence of food scarcity & rate of COVID-19 cases in California and U.S. (April 2020-March 2021)



Source: Created by authors using publicly available data from the Household Pulse Survey 2020,

Racial/Ethnic Disparities During the COVID-19 Pandemic

For many decades, racial and ethnic minorities have suffered from disproportionately high levels of chronic diseases throughout the U.S.,⁷⁻⁹ mainly due to disparities in health insurance coverage, and serious inequities in access to healthcare, along with other social determinants of health.¹⁰ The impacts of the COVID-19 pandemic have illuminated and drawn attention to these significant health inequities. Cumulative health and racial disparities put racial/ethnic minorities at higher risk for poor outcomes during COVID-19.¹¹ Black and Hispanic/Latinx individuals are more than twice as likely to die from COVID-19, and up to 4 times more likely to require hospitalization for severe COVID-19 infection.¹² These outcomes can be explained by greater health risk factors for developing severe COVID-19, along with unequal exposure to transmission risks, such as inability to work from home, larger household size with crowded conditions, and lack of healthcare access that can prevent timely testing and diagnosis to break transmission chains. In California, 1 in 4 Latinx people lives in a crowded household with an essential worker, compared with 1 in 33 white people.¹³

Black, Hispanic/Latinx, and low-income populations have been more economically affected by the pandemic compared with other populations. During the beginning of pandemic shelter-in-place orders (April 2020), 61%

and 44% of Latinx and Black adults, respectively, reported that they or someone in their household had lost a job or taken a pay cut due to the pandemic, compared with 38% of white adults.¹⁴ Likewise, Black and Hispanic/Latinx households, and households with children, reported higher rates of food insecurity: in 2020, 1 in 2 Black or Latinx households experienced food insecurity, compared with 1 in 3 white households.¹⁵ These racial disparities further highlight the pandemic's disproportionate burden on communities of color.¹⁶

Importantly, immigrants — many of whom are Latinx — are especially vulnerable to food insecurity. Further, non-citizen immigrants do not benefit from government relief programs, either because they are not eligible or because they do not apply due to immigration-related fears or misinformation. At the pandemic's start, 7 in 10 Hispanic families with non-citizen members reported that one family member lost a job or work-related income because of the pandemic, compared with 5 in 10 Hispanic families whose members were all citizens. In addition, families with non-citizen members, compared with citizen families, were more likely to reduce spending on food (63% vs. 48%) and have food insecurity (42% vs. 28%).¹⁷

Although COVID-19 vaccines are widely available in the U.S., the Black and Hispanic populations have the lowest vaccination rates. For example, as of July 25, 2021, 64% of the eligible population in California have received at

least one dose of COVID-19 vaccine. However, 60% of the white population received at least one dose, compared with 44% and 45% of the Hispanic and Black populations, respectively.¹⁸

Health and racial inequities will continue to rise as the pandemic leads to significant reductions in income and increases in unemployment, morbidity, and mortality.¹⁹ The COVID-19 pandemic has contributed to an estimated overall decline in life expectancy of 1.1 years. However, the estimated rate is 4.4 times higher in Latinx populations (-3.0 years) and 3 times higher in Black populations (-2.1 years) compared with white populations (-0.68 years).²⁰ Furthermore, COVID-19 repercussions such as cognitive dysfunction can also increase financial constraints due to job loss and out-of-pocket health expenses, putting households at risk of food insecurity.²¹

Diet-related Disease Burdens and Nutrition Insecurity in the COVID-19 Era

Although the definition of food security generally considers access and availability of nutritious food, it is important to highlight the importance of **nutrition security**, which is defined as having access to healthy and adequate food to prevent and treat health conditions.²² A high prevalence of nutrition *insecurity* is contributing to diseases in the U.S. and worldwide. High consumption of ultra-processed food (characterized as ready-to-eat food with high amounts of saturated fat, sugar and sodium) increases the risk of cardiovascular and heart disease mortality.²³ According to the National Health and

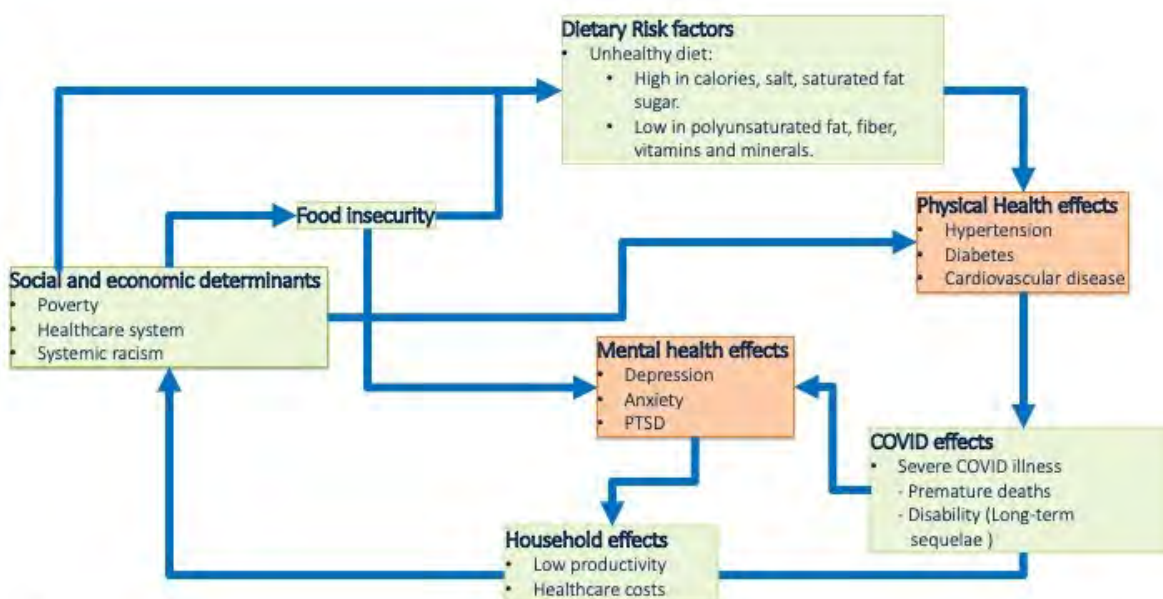
Nutrition Survey, the quality of diet in U.S. adults is generally low: an estimated 58% of adults' caloric intake comes from ultra-processed food, with 90% of the energy intake from added sugars.²⁴

Unhealthy dietary practices increase the risks of chronic diseases such as obesity, hypertension, cardiovascular disease, and some types of cancer.²⁵⁻²⁸ Poor diet was responsible for 10.9 million deaths, or 22% of all deaths among adults, in 2017. Cardiovascular disease (CVD) was the leading cause, followed by cancers and diabetes.²⁹ These conditions have a major impact on public health costs. Nationally, 86% of healthcare spending is for patients with at least one chronic disease condition,³⁰ and many of these conditions are linked to inadequate nutrition.

In California alone, \$98 billion is spent annually on treating chronic conditions, or 42% of all healthcare costs in the state.³¹ Of the chronic disease conditions, chronic vascular disease (including congestive heart failure, congenital heart disease, and stroke) is associated with the greatest expense, accounting for \$37 billion annually (or 16% of all healthcare costs in California), followed by diabetes at \$13 billion.³¹

COVID-19 has affected medical attention for these chronic health conditions, which could be reflected in missed opportunities to diagnose new conditions. Another pandemic result has been poor management and control of chronic diseases, increasing the morbidity and mortality for other conditions not related to COVID-19. For example, in the 10 weeks following the

Figure 2: The Poverty, food insecurity and disease cycle



Source: Created by authors based on Leddy et al²¹. and Beaglehole R et al.³⁹

declaration of COVID-19 as a national health emergency, emergency visits declined 23% for heart attack, 20% for stroke, and 10% for a hyperglycemic crisis.³² In addition, a study evaluating the delay or avoidance of urgent, emergency, or routine medical care during June 2020 found that 4 out of 10 adults reported having delayed any medical care because of COVID-19 concerns. Patients with two or more health conditions were two times more likely to delay or avoid urgent medical care than those without medical conditions. Likewise, Black and Latinx adults were more likely to avoid or delay medical attention than white adults,³³ exacerbating the health disparities among vulnerable and chronically ill populations.

It is expected that COVID-19 consequences will also increase the burden of these diet-related chronic conditions and food insecurity. For example, a study evaluating 6-month COVID-19 repercussions³⁴ found that COVID-19 survivors exhibit a higher risk of death, increased health resource utilization, and higher burden of health loss (e.g., higher new cases of nervous system and neurocognitive disorders, fatigue, musculoskeletal pain, anemia, mental health, metabolic, cardiovascular, and gastrointestinal disorders) compared with those who have not had COVID-19, further increasing the risk of malnutrition and food insecurity.³⁵

Food and nutrition insecurity in the U.S. and California have had sweeping impacts on physical and mental health and economic well-being, both before COVID-19 and intensifying throughout the pandemic. COVID-19 pandemic has increased the risk of food insecurity due to unemployment, economic constraints, and social distancing policies. Adults in households experiencing food and nutrition insecurity are more likely to develop chronic diseases such as obesity, diabetes, hypertension, and cardiovascular

disease³⁶ – conditions that put subjects at risk of severe COVID-19.³⁷ Food insecurity also increases the risk of anxiety, depression, and post-traumatic stress disorder that has been worsened by COVID-19 shelter-in-place restrictions, stress, and job losses.³⁸ These conditions increase households’ economic burden by increasing out-of-pocket health expenses.³⁹ In addition, these health conditions can reduce the probability of gaining full-time employment or limit the capacity to maintain employment. Such effects further increase economic constraints, exacerbate poverty and food and nutrition insecurity, and create a vicious cycle that perpetuates health and economic inequities.⁴⁰ (See Figure 2)

Addressing Nutrition Insecurity and Chronic Health Conditions During the Pandemic and Beyond

Over the last two decades, medically tailored meal (MTM) services have emerged as an effective intervention to help address both chronic diseases and nutrition insecurity. MTM programs are part of a spectrum of nutrition interventions known as “Food Is Medicine” (see Figure 3). Medically tailored meal programs consist of home-delivered meals designed by registered dietitian nutritionists (RDNs) that reflect appropriate dietary therapy, follow evidence-based practice guidelines, and include nutrition counseling and education.⁴¹ The meals are tailored for people with serious illnesses who generally cannot shop or cook for themselves. Researchers have documented growing evidence of the positive health outcomes of MTM.⁴²

Due to the vicious cycle of food insecurity–chronic health conditions that put subjects at risk of severe

Figure 3: Medically tailored meal programs within “Food Is Medicine”



Medically-tailored meal (MTM) programs consist of meals designed by a Registered Dietitian Nutritionist (RDN) reflecting **appropriate dietary therapy** based on evidence-based practice guidelines. Tailored to individual conditions, MTM services are more than home-delivered meals; they generally include **nutrition counseling and education**, supporting self-management and **social connection**

Source: Food Is Medicine Coalition, and Center for Health Law and Policy Innovation at Harvard Law School

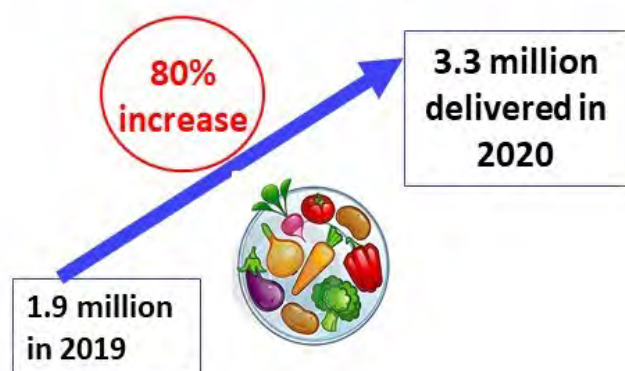
COVID-19, and the pandemic’s economic impacts on households facing food and nutrition insecurity, there is a crucial need to increase public support of MTM programs that provide home-delivered, nutritious food and nutrition counseling and education. These interventions can help break the disease-poverty cycle and address several barriers for good health, including the inability to afford or access recommended foods and alleviating budget constraints that prevent patients from affording medications and paying bills.

The [California Food Is Medicine \(CalFIMC\)](#) is an association of non-profit community-based organizations that provide medically tailored meals and other nutrition services to people with chronic serious illnesses, and are dedicated to advancing health equity. CalFIMC’s member agencies collectively have over 150 years of experience in providing MTM to individuals with chronic health conditions in California. During 2020-21, they have played a pivotal role in providing MTM to the escalating number of people who are confined to their homes and are especially vulnerable to COVID-19’s impacts. The number of MTM delivered and the number of clients enrolled in CalFIMC member agencies increased by 80%: in 2020, 3.3 million MTM were delivered, compared with 1.8 million in 2019.⁴³ Fifty-two percent of clients served by CalFIMC agencies are people of color, and over half are living in poverty.

Although vaccines have helped reduce the number of COVID-19 infections, morbidity and mortality, along with the pandemic’s long-term health and economic effects, will require sustained provision of MTM to

Figure 4: Medically tailored meals delivered by CalFIMC agencies in 2019 & 2020

Total medically tailored meals delivered by CalFIMC agencies to vulnerable Californians



Source: CalFIMC, 2021

homes. Moreover, the heavy burden of COVID-19’s physical and mental health risks for vulnerable individuals highlights the need for a holistic long-term approach to care, including MTM services, to those affected by the pandemic.

Outcomes of Medically Tailored Meals from Peer-reviewed Studies

In the past 10 years, studies have evaluated the impact of food interventions on health, healthcare costs, and patient satisfaction. This peer-reviewed evidence reveals the following outcomes of MTM and related programs:

1. Better health outcomes

- Fewer hypoglycemic episodes, fewer diabetes distress and depressive symptoms, and better glycosylated hemoglobin (HbA1c) control in patients with diabetes.⁴⁴⁻⁴⁶
- Better diet quality, with high consumption of fruit and vegetables and lower consumption of fat, alcohol, and added sugars.⁴⁵⁻⁴⁸
- Reduction in weight and/or body mass index (BMI).^{47,49}
- Reduction in systolic and diastolic blood pressure.^{47, 50}
- Improved mental health.⁴⁶

2. Lower healthcare costs

- Reductions of 16%-55% in net healthcare costs and medical spending.⁵¹⁻⁵³
- Better medication adherence and a decrease in trade-offs between food versus medication or supplies.⁴⁶
- Fewer inpatient and emergency room (ER) admissions.^{51,53}
- Fewer skilled nursing facilities admissions.^{51,52,54}
- Less use of emergency transportation.^{51,53}
- Shorter inpatient length of stay.⁵³
- Lower hospital readmission rates.⁵⁵
- Savings to state Medicaid programs would exceed \$109 million for the country, with 10 states saving more than \$3 million annually.⁵³
- Return on investment: An MTM intervention to prevent hospital readmission for discharged patients found that the benefit-cost ratio was \$3.87 for every dollar spent – or a return on investment of 387%.⁵⁵

3. Improved patient satisfaction

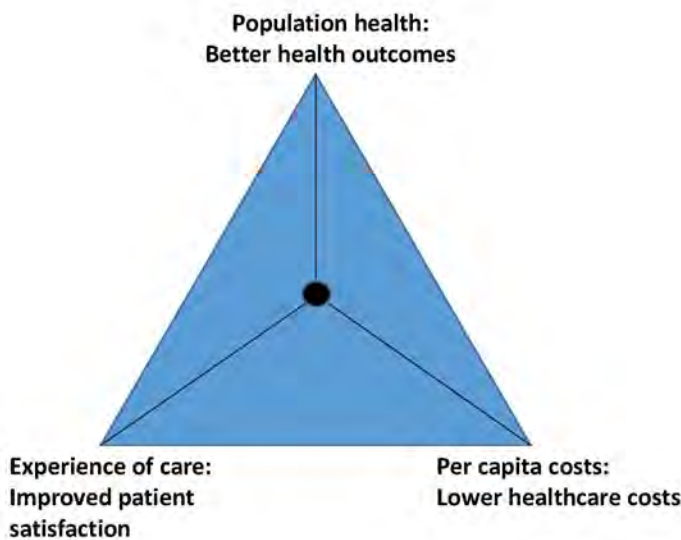
- Improvement in emotional health by reducing social isolation and increasing well-being.⁵⁶ This benefit is proving to be particularly important during the COVID-19 era, as meal deliveries by MTM provider staff enable valuable social interaction with clients.
- Improvement in quality of life, ability to manage diabetes, and stress reduction among participants with diabetes receiving MTM.⁵⁷

“When I started this program, they had to teach me how much food I have to eat and all the protein I have to get. And then through the program my A1C [glycosylated hemoglobin] went down. And my PCP [primary care provider], they tell me everything that was perfect and that she’s so happy, and I’m so happy right now I know how I have to eat.”⁵⁷

- MTM beneficiary

These positive outcomes show that MTM can help insurers and medical providers meet the Triple Aim of a healthcare reform framework.⁵⁸ The Triple Aim encompasses three goals for optimizing health system performance, as set forth by the Institute for Healthcare Improvement: better health outcomes, improved patient satisfaction, and lower healthcare costs (Figure 5).

Figure 5: Triple Aim of healthcare reform framework



Source: Adapted from Triple Aim for Populations, Institute for Healthcare Improvement⁵⁹

Conclusion

It is vital that the state, health plans and healthcare providers collaborate to support nutrition security programs and home-delivered MTM to vulnerable populations. While MTM fits within the continuum of nutrition security programs in the U.S., and may be supported in California through the new CalAIM (California Advancing and Innovating Medi-Cal) statewide initiative, much work remains to integrate it into health plan benefits, public investments and healthcare systems.

Acknowledging that access to healthy and nutritious food is a human right⁶⁰ and can have profound health and healthcare benefits, the healthcare sector can lead the change to ensure access to healthy nutritious foods by supporting medically tailored meal programs. MTM programs are crucial in ensuring that vulnerable individuals with chronic conditions and/or who are nutrition insecure have access to healthy foods and nutrition that can help them improve their health outcomes and well-being. MTM programs also reduce healthcare costs, increase return on investment for health plans and payers, and support greater health equity.

In addition, it is now more vitally important than ever to address the unequal burdens of health disparities *and* nutrition insecurity faced by communities of color and low-income households in the U.S. Doing so requires the engagement of public and private institutions to address systemic barriers,⁶¹ and provide services such as MTM programs. Healthcare providers, insurers and public health departments can partner with experienced non-profit MTM providers such as CalFIMC member agencies to help alleviate the pandemic’s disproportionate burden on low-income communities and people of color, and help improve the health and quality of life of many vulnerable individuals.

Further information about the California Food Is Medicine Coalition (CalFIMC)

The [California Food Is Medicine Coalition](#) is a network of community-based non-profit organizations that provide medically tailored meal programs and other nutrition services. The following are CalFIMC member agencies and the counties they serve:

- [Ceres Community Project](#) (Sonoma and Marin)
- [Food For Thought](#) (Sonoma)
- [Fresno EOC](#) (Fresno, Kings, Tulare and Madera)
- [The Health Trust](#) (Santa Clara)
- [Mama’s Kitchen](#) (San Diego)
- [Project Angel Food](#) (Los Angeles)
- [Project Open Hand](#) (San Francisco, Alameda, and Contra Costa)
- [Teen Kitchen Project](#) (Santa Cruz)

References

- 1 Coleman-Jensen A, Rabbitt MP, Gregory CA, Singh A. Household Food Security in the United States in 2019. 2020.
- 2 Fitzpatrick KM, Harris C, Drawve G, Willis DE. Assessing Food Insecurity among U.S. Adults during the COVID-19 Pandemic. *J Hunger Environ Nutr* 2021; **16**: 1–18.
- 3 Feeding America. The Impact of the Coronavirus on Food Insecurity in 2020 & 2021. https://www.feedingamerica.org/sites/default/files/2021-03/National Projections Brief_3.9.2021_0.pdf (accessed June 25, 2021).
- 4 United States Census Bureau. Household Pulse Survey. 2020.
- 5 Schanzenbach D, Pitts A. Food Insecurity in the Census Household Pulse Survey Data Tables. Institute for Policy Research Rapid Research Report, 2020 <https://www.ipr.northwestern.edu/documents/reports/ipr-rapid-research-reports-pulse-hh-data-1-june-2020.pdf%0A>.
- 6 *The Atlantic*. The COVID tracking project. <https://covidtracking.com/data>.
- 7 Weinstein JN, Geller A, Negussie Y, Baciu A, editors. *Communities in Action: Pathways to Health Equity*. Washington, D.C.: National Academies Press, 2017 DOI:10.17226/24624.
- 8 Graham G. Disparities in Cardiovascular Disease Risk in the United States. *Curr Cardiol Rev* 2015; **11**: 238–45.
- 9 Ferdinand KC, Yadav K, Nasser SA, et al. Disparities in hypertension and cardiovascular disease in blacks: The critical role of medication adherence. *J Clin Hypertens* 2017; **19**: 1015–24.
- 10 Berchick E, Hood E, Barnett JC. *Current Population Reports, Health Insurance Coverage in the United States: 2017*. 2018; P60–264.
- 11 Mackey K, Ayers CK, Kondo KK, et al. Racial and Ethnic Disparities in COVID-19–Related Infections, Hospitalizations, and Deaths. *Ann Intern Med* 2021; **174**: 362–73.
- 12 Azar KMJ, Shen Z, Romanelli RJ, et al. Disparities In Outcomes Among COVID-19 Patients In A Large Health Care System In California. *Health Aff* 2020; **39**: 1253–62.
- 13 Reitsma MB, Claypool AL, Vargo J, et al. Racial/Ethnic Disparities In COVID-19 Exposure Risk, Testing, And Cases At The Subcounty Level In California. *Health Aff* 2021; **40**: 870–8.
- 14 Parker K, Menasce Horowitz J, Brown A. Pew Res. Cent. 2020. <https://www.pewresearch.org/social-trends/2020/04/21/about-half-of-lower-income-americans-report-household-job-or-wage-loss-due-to-covid-19/>.
- 15 Morales DX, Morales SA, Beltran TF. Racial/Ethnic Disparities in Household Food Insecurity During the COVID-19 Pandemic: a Nationally Representative Study. *J Racial Ethn Heal Disparities* 2020; published online Oct 14. DOI:10.1007/s40615-020-00892
- 16 Schanzenbach D, Pitts A. How much has food insecurity risen? Evidence from the Census Household Pulse Survey. *Inst. Policy Res. Rapid Res. Report*. 2020.
- 17 Gonzalez D, Karpman M, Kenney G, Zuckerman S. Hispanic adults in families with Noncitizens disproportionately feel the economic fallout from COVID-19. *Urban Inst*. 2020.
- 18 Kaiser Family Foundation. State COVID-19 Data and Policy Actions. <https://www.kff.org/coronavirus-covid-19/issue-brief/state-covid-19-data-and-policy-actions/>
- 19 Pak A, Adegboye OA, Adekunle AI, Rahman KM, McBryde ES, Eisen DP. Economic Consequences of the COVID-19 Outbreak: the Need for Epidemic Preparedness. *Front Public Heal* 2020; **8**. DOI:10.3389/fpubh.2020.00241.
- 20 Andrasfay T, Goldman N. Reductions in 2020 U.S. life expectancy due to COVID-19 and the disproportionate impact on the Black and Latino populations. *medRxiv Prepr Serv Heal Sci* 2020; published online Sept 15. DOI:10.1101/2020.07.12.20148387.
- 21 Leddy AM, Weiser SD, Palar K, Seligman H. A conceptual model for understanding the rapid COVID-19–related increase in food insecurity and its impact on health and healthcare. *Am J Clin Nutr* 2020; **112**: 1162–9.
- 22 Mozaffarian D, Fleischhacker S, Andrés JR. Prioritizing Nutrition Security in the U.S.. *JAMA* 2021; **325**: 1605.
- 23 Zhong G-C, Gu H-T, Peng Y, et al. Association of ultra-processed food consumption with cardiovascular mortality in the U.S. population: long-term results from a large prospective multicenter study. *Int J Behav Nutr Phys Act* 2021; **18**: 21.
- 24 Martínez Steele E, Baraldi LG, Louzada ML da C, Moubarac J-C, Mozaffarian D, Monteiro CA. Ultra-processed foods and added sugars in the U.S. diet: evidence from a nationally representative cross-sectional study. *BMJ Open* 2016; **6**: e009892.
- 25 Schwingshackl L, Bogensberger B, Hoffmann G. Diet Quality as Assessed by the Healthy Eating Index, Alternate Healthy Eating Index, Dietary Approaches to Stop Hypertension Score, and Health Outcomes: An Updated Systematic Review and Meta-Analysis of Cohort Studies. *J Acad Nutr Diet* 2018; **118**: 74-100.e11.
- 26 McCullough ML, Feskanich D, Rimm EB, et al. Adherence to the Dietary Guidelines for Americans and risk of major chronic disease in men. *Am J Clin Nutr* 2000; **72**: 1223–31.
- 27 McCullough ML, Feskanich D, Stampfer MJ, et al. Adherence to the Dietary Guidelines for Americans and risk of major chronic disease in women. *Am J Clin Nutr* 2000; **72**: 1214–22.
- 28 Guo X, Warden BA, Paeratakul S, Bray GA. Healthy Eating Index and obesity. *Eur J Clin Nutr* 2004; **58**: 1580–6.

- 29 Afshin A, Sur PJ, Fay KA, *et al.* Health effects of dietary risks in 195 countries, 1990–2017: a systematic analysis for the Global Burden of Disease Study 2017. *Lancet* 2019; **393**: 1958–72.
- 30 Health and Economic Costs of Chronic Diseases | CDC. <https://www.cdc.gov/chronicdisease/about/costs/index.htm> (accessed Aug 9, 2021).
- 31 Brown PM, Gonzalez M, Dhaul RS. Cost of Chronic Disease in California. *J Public Heal Manag Pract* 2015; **21**: E10–9.
- 32 Lange SJ, Ritchey MD, Goodman AB, *et al.* Potential Indirect Effects of the COVID-19 Pandemic on Use of Emergency Departments for Acute Life-Threatening Conditions — United States, January–May 2020. *MMWR Morb Mortal Wkly Rep* 2020; **69**: 795–800.
- 33 Czeisler MÉ, Marynak K, Clarke KEN, *et al.* Delay or Avoidance of Medical Care Because of COVID-19–Related Concerns — United States, June 2020. *MMWR Morb Mortal Wkly Rep* 2020; **69**: 1250–7.
- 34 Al-Aly Z, Xie Y, Bowe B. High-dimensional characterization of post-acute sequelae of COVID-19. *Nature* 2021; **594**: 259–64.
- 35 Handu D, Moloney L, Rozga M, Cheng FW. Malnutrition Care During the COVID-19 Pandemic: Considerations for Registered Dietitian Nutritionists. *J Acad Nutr Diet* 2021; **121**: 979–87.
- 36 Christian A. G, Coleman-Jensen A. *Food Insecurity, Chronic Disease, and Health Among Working-Age Adults* (ERR-235). U.S. Department of Agriculture, Economic Research Service, 2017.
- 37 Ejaz H, Alsrhani A, Zafar A, *et al.* COVID-19 and comorbidities: Deleterious impact on infected patients. *J Infect Public Health* 2020; **13**: 1833–9.
- 38 Lauren BN, Silver ER, Faye AS, *et al.* Predictors of households at risk for food insecurity in the United States during the COVID-19 pandemic. *Public Health Nutr* 2021; : 1–8.
- 39 Beaglehole R, Bonita R, Horton R, *et al.* Priority actions for the non-communicable disease crisis. *Lancet* 2011; **377**: 1438–47.
- 40 Jaspers L, Colpani V, Chaker L, *et al.* The global impact of non-communicable diseases on households and impoverishment: a systematic review. *Eur J Epidemiol* 2015; **30**: 163–88.
- 41 Food is Medicine Coalition. <https://www.fimcoalition.org/> (accessed Aug 10, 2021).
- 42 The Center for Health Law and Policy Innovation of Harvard Law School. Food is Medicine: Peer-Reviewed Research in the U.S. Medically Tailored Meals, Medically Tailored Food Packages, and Nutritious Food Referrals. 2020
- 43 Thrupp A. California Food is Medicine (Personal communication), May 2021.
- 44 Seligman HK, Smith M, Rosenmoss S, Marshall MB, Waxman E. Comprehensive Diabetes Self-Management Support From Food Banks: A Randomized Controlled Trial. *Am J Public Health* 2018; **108**: 1227–34.
- 45 Seligman HK, Lyles C, Marshall MB, *et al.* A Pilot Food Bank Intervention Featuring Diabetes-Appropriate Food Improved Glycemic Control Among Clients In Three States. *Health Aff* 2015; **34**: 1956–63.
- 46 Palar K, Napoles T, Hufstedler LL, *et al.* Comprehensive and Medically Appropriate Food Support Is Associated with Improved HIV & Diabetes Health. *J Urban Heal* 2017; **94**: 87–99.
- 47 Berkowitz SA, Delahanty LM, Terranova J, *et al.* Medically Tailored Meal Delivery for Diabetes Patients with Food Insecurity: a Randomized Cross-over Trial. *J Gen Intern Med* 2019; **34**: 396–404.
- 48 Cheyne K, Smith M, Felter EM, *et al.* Food Bank–Based Diabetes Prevention Intervention to Address Food Security, Dietary Intake, and Physical Activity in a Food-Insecure Cohort at High Risk for Diabetes. *Prev Chronic Disease* 2020; **17**: 190210.
- 49 Kennedy BM, Champagne CM, Ryan DH, *et al.* The ‘Rolling Store’: an economical and environmental approach to the prevention of weight gain in African American women. *Ethn Dis* 2009; **19**: 7–12.
- 50 York B, Kujan M, Conneely C, Glantz N, Kerr D. Farming for Life: Pilot assessment of the impact of medical prescriptions for vegetables on health and food security among Latino adults with type 2 diabetes. *Nutr Health* 2020; **26**: 9–12.
- 51 Berkowitz SA, Terranova J, Hill C, *et al.* Meal Delivery Programs Reduce The Use Of Costly Health Care In Dually Eligible Medicare And Medicaid Beneficiaries. *Health Aff* 2018; **37**: 535–42.
- 52 Berkowitz SA, Terranova J, Randall L, Cranston K, Waters DB, Hsu J. Association Between Receipt of a Medically Tailored Meal Program and Health Care Use. *JAMA Intern Med* 2019; **179**: 786.
- 53 Gurvey J, Rand K, Daugherty S, Dinger C, Schmeling J, Laverty N. Examining Health Care Costs Among MANNA Clients and a Comparison Group. *J Prim Care Community Health* 2013; **4**: 311–7.
- 54 Thomas KS, Mor V. Providing More Home-Delivered Meals Is One Way To Keep Older Adults With Low Care Needs Out Of Nursing Homes. *Health Aff* 2013; **32**: 1796–802.
- 55 Martin SL, Connelly N, Parsons C, Blackstone K. Simply delivered meals: a tale of collaboration. *Am J Manag Care* 2018; **24**: 301–4.
- 56 Wright L, Vance L, Sudduth C, Epps JB. The Impact of a Home-Delivered Meal Program on Nutritional Risk, Dietary Intake, Food Security, Loneliness, and Social Well Being. *J Nutr Gerontol Geriatr* 2015; **34**: 218–27.
- 57 Berkowitz SA, Shahid NN, Terranova J, *et al.* “I was able to eat what I am supposed to eat”-- patient reflections on a medically-tailored meal intervention: a qualitative analysis. *BMC Endocr Disord* 2020; **20**: 10.
- 58 Berwick DM, Nolan TW, Whittington J. The Triple Aim: Care, Health, And Cost. *Health Aff* 2008; **27**: 759–69.
- 59 Institute for Healthcare Improvement. Triple Aim for Populations <http://www.ihl.org/Topics/TripleAim/Pages/default.aspx>
- 60 Barnidge EK, Stenmark SH, DeBor M, Seligman HK. The Right to Food: Building Upon “Food Is Medicine.” *Am J Prev Med* 2020; **59**: 611–4.
- 61 Elsheikh E, Barhoum N. Structural Racialization and Food Insecurity in the United States. Haas Institute for a Fair and Inclusive Society, University of California Berkeley 2013.

Medically Tailored Nutrition

A Research Backed Intervention to Reduce Food Insecurity and Improve Health

- Medically tailored nutrition (MTN), is a research backed nutritional intervention that provides dietician approved food, tailored to an individual's specific medical condition(s). It includes individually delivered meals, food boxes, and nutrition education and counseling.
- MTN should be part of the standards of care for residents with heart disease, diabetes, liver and kidney disease, and HIV/AIDS. For these chronic conditions, MTN has been shown to reduce hospitalizations, emergency room visits and healthcare costs, and increase medication compliance. It's also been shown to decrease food insecurity, depressive symptoms and binge drinking.
- Individuals in Permanent Supportive Housing, still report extremely high levels of food insecurity, at 67%. **Although PSH has been shown to decrease use of hospitals, emergency rooms, clinics, and mental health services, PSH has not been shown to result in any meaningful improvement in individuals' health.**^{7,8,12} Medically tailored nutrition for PSH residents with chronic conditions will improve individuals' health by insuring they have the nutrition they need to manage their chronic conditions.

Individuals experiencing homelessness are three to six times more likely to become ill than housed individuals. These individuals are disproportionately affected by complex chronic and acute conditions including heart disease, cancer, liver and kidney disease, HIV/AIDS, pneumonia and tuberculosis.¹² Individuals that are homeless are also at significant risk of food insecurity, which exacerbates their health status. Food insecure individuals, are more likely to postpone medical care, to not take prescribed medications, to be high utilizers of the emergency department, and to require hospitalization.¹¹

Unfortunately, data shows that individuals placed in housing, including permanent supportive housing continue to have disproportionately high rates of food insecurity and to suffer from poor health.¹² A 2012/2013 research study conducted by the Department of Housing and Urban Development, in partnership with the Economic Research Service found that across the three HUD programs, 37 percent of adult participants were food insecure, almost double the national rate for low-income households. Within the 45-61 year old age group, 50% were found to be food insecure. In addition, several household-level characteristics were associated with food insecurity among HUD participants, including the presence of an elderly person in the household, whether any family member

reported fair or poor health, and whether the family reported trouble paying medical bills in the past 12 months.²

Food insecurity rates are even higher within the permanent supportive housing population. A 2019 study published in the *American Journal of Public Health*, titled *Food Insecurity Among Formerly Homeless Individuals Living in Permanent Supportive Housing*, found that two thirds of residents (67%) reported low or very low food security.^{5,9} Study participants were permanent supportive housing residents aged 45 years and older in Los Angeles. These individuals often lacked the skills for handling meals, managing money, shopping, cooking food, accessing food banks, etc.¹

These results are in alignment with another 2019 study which sought to explain why individuals in permanent supportive housing still experience such high levels of food insecurity. Using the social-ecological model, the research, conducted in San Francisco with transitioned age youth, found that although housing removes some major sources of food insecurity it adds others.⁶ At the structural level, factors include stigma, neighborhood food resources, and monthly hunger cycles. At the institutional level, challenges include the transition into housing and housing policies regarding kitchen use and food storage. Interpersonal level mechanisms include food sharing within social networks, and lastly, individual level factors include limited cooking skills, equipment, and coping strategies to manage hunger. The current systems, are not conducive to meeting resident's food and nutrition needs.

For individuals in permanent supportive housing, there is a correlation between an individual's ability to meet their food needs and their housing stability. A 2006 report by the U.S. Department of Housing and Urban Development Office of Policy Development and Research, titled *Predicting Staying in or Leaving Permanent Supportive Housing That Serves Homeless People with Serious Mental Illness*, assessed the "Level of Independent Living Skills," including "food management" among individuals that were "voluntary" or "involuntary" leavers.¹⁶ The study demonstrated that those at higher risk of involuntarily leaving housing, are also more likely to be food insecure, have poorer food management skills, and require more intensive food support. Providing food support to these individuals, may increase housing retention.

Medically tailored nutrition (MTN) is the most impactful way to reduce food insecurity and improve health status for individuals in subsidized housing, especially permanent supportive housing. It is a research backed nutritional intervention that provides food, tailored to an individual's specific medical condition(s). Food is prepared under the supervision of a registered dietitian nutritionist. MTN, includes individually delivered medically tailored meals, nutritionally appropriate food boxes, and nutrition education and counseling. Research shows that MTN positively impacts health outcomes,

healthcare utilization, and mental health for individuals with Type 2 diabetes, HIV, liver and kidney disease, and heart disease:

- A 2017 joint UCSF and Project Open Hand study found that individuals with Type 2 diabetes, HIV, and/or a dual diagnosis demonstrated a 63% reduction in hospitalizations, a 58% drop in emergency department visits, and a 50% increase in medication compliance among patients who received medically tailored meals for six months. The study also found that patients reported decreased depressive symptoms, binge drinking, and the sacrificing of health care or prescriptions for food.¹³
- A 2019 randomized trial of food insecure individuals with diabetes found that medically tailored meals improved dietary quality, reduced food insecurity, reduced hypoglycemia (unmanaged blood sugar), and that participants had significantly fewer days where their mental health interfered with their quality of life (5.65 vs. 9.59 days out of 30).⁴
- A 2013 study comparing Medicaid patients who received medically tailored meals, and a similar Medicaid population who did not receive meals, found that mean monthly health care costs decreased for three consecutive months after initiation of meal services. Healthcare utilization, including inpatient costs, length of stay, and number of hospital admissions also decreased.¹⁰
- In 2020, a 12-week, randomized, controlled trial of medically tailored meals in individuals with cirrhosis found that individuals who received a low-sodium/high protein medically tailored meal required fewer surgical procedures, had improved quality of life, and spent fewer days in the hospital.^{14, 15}
- A 2019 study, supported by Robert Wood Johnson's Evidence for Action Program, and published in the Journal of American Medicine: Internal Medicine, found that individuals who gain the most from medically tailored meals have one or more complex chronic illnesses, are socioeconomically disadvantaged, face food insecurity and other challenges gaining access to healthy food, and have complex dietary requirements.³

The City and County of San Francisco's 2020-2024 Consolidated Plan recognizes that there are significant numbers of residents that are food insecure, and that the City and County should be working to reduce this. In alignment with the above cited research, the plan states that "Residents of public and subsidized housing conveyed the most needs for public services of all groups across the City...This community was the only group that self-identified challenges around food security, and the need for food access was among the top needs mentioned in these conversations." Furthermore, The San Francisco Local Homeless Coordinating Board's (LHCB), Strategic plan has a goal to "Improve health and stability."

This goal has numerous indicators of success, including “Reduce the number of homeless households and the number of households in Permanent supportive housing experiencing hunger by 50%.” Furthermore, the goal has a specific strategy focused on food access, “STRATEGY #3: Improve access to healthy, nutritious food,” and outlines specific recommended activities, including “Fund nonprofit meal/grocery programs to scale (including congregate meals for seniors/adults with disabilities, dining room, pantry, home-delivered meal and home-delivered grocery programs).”

Medically tailored nutrition is a cost-effective, evidence based strategy that will significantly reduce food insecurity of San Francisco’s most vulnerable residents, improve their health status, and is in alignment with the City and County’s established priorities. In Permanent Support Housing, medically tailored nutrition services should be part of the standards of care for residents with heart disease, diabetes, liver and kidney disease, and HIV/AIDS. Together, we believe we can improve the health and housing retention of San Francisco’s most vulnerable residents.

References:

1. *Abstract: Formerly Homeless but Still Food Insecure: An Examination of Food Security for Residents of Permanent Supportive Housing (Society for Social Work and Research 23rd Annual Conference - Ending Gender Based, Family and Community Violence)*. (2019). <https://sswr.confex.com/sswr/2019/webprogram/Paper36824.html>
2. A.C.-J.V.H.R.M.M. (2020, October 11). *USDA ERS - Food Insecurity Rates Are Relatively High for Participants in HUD Federal Housing Assistance Programs*. <https://www.ers.usda.gov/amber-waves/2020/november/food-insecurity-rates-are-relatively-high-for-participants-in-hud-federal-housing-assistance-programs/>
3. Berkowitz, S. A., Terranova, J., Randall, L., Cranston, K., Waters, D. B., & Hsu, J. (2019). Association Between Receipt of a Medically Tailored Meal Program and Health Care Use. *JAMA Internal Medicine*, 179(6), 786. <https://doi.org/10.1001/jamainternmed.2019.0198>
4. Berkowitz, S. A., Delahanty, L. M., Terranova, J., Steiner, B., Ruazol, M. P., Singh, R., Shahid, N. N., & Wexler, D. J. (2018). Medically Tailored Meal Delivery for Diabetes Patients with Food Insecurity: a Randomized Cross-over Trial. *Journal of General Internal Medicine*, 34(3), 396–404. <https://doi.org/10.1007/s11606-018-4716-z>
5. Bowen, E. A., Lahey, J., Rhoades, H., & Henwood, B. F. (2019). Food Insecurity Among Formerly Homeless Individuals Living in Permanent Supportive Housing. *American Journal of Public Health*, 109(4), 614–617. <https://doi.org/10.2105/ajph.2018.304927>

6. Brothers, S., Lin, J., Schonberg, J., Drew, C., & Auerswald, C. (2020). Food insecurity among formerly homeless youth in supportive housing: A social-ecological analysis of a structural intervention. *Social Science & Medicine*, 245, 112724.
<https://doi.org/10.1016/j.socscimed.2019.112724>
7. Corporation for Supportive Housing and the Economic Roundtable. (2013). *Getting Home: Outcomes from Housing High Cost Homeless Hospital Patients*.
https://www.bcsb.ca.gov/hcfc/documents/white_papers/economic_roundtable-getting_home.pdf
8. *Evaluation of Housing for Health Permanent Supportive Housing Program*. (2017). RAND Corporation. https://www.rand.org/pubs/research_reports/RR1694.html
9. Fortson, B. J. (2019, June 5). *Homes for Homeless Don't Guarantee Food*. Public Health Post. <https://www.publichealthpost.org/research/homes-for-homeless-dont-guarantee-food/>
10. Gurvey, J., Rand, K., Daugherty, S., Dinger, C., Schmeling, J., & Laverty, N. (2013). Examining Health Care Costs Among MANNA Clients and a Comparison Group. *Journal of Primary Care & Community Health*, 4(4), 311–317.
<https://doi.org/10.1177/2150131913490737>
11. Kushel, M. B., Gupta, R., Gee, L., & Haas, J. S. (2006). Housing instability and food insecurity as barriers to health care among low-income Americans. *Journal of General Internal Medicine*, 21(1), 71–77. <https://doi.org/10.1111/j.1525-1497.2005.00278.x>
12. National Academies of Sciences, Engineering, and Medicine, Health and Medicine Division, Board on Population Health and Public Health Practice, Affairs, P. A. G., Program, S. A. T. F. S., & Individuals, C. O. A. E. O. P. S. H. P. F. H. (2018). *Permanent*

Supportive Housing: Evaluating the Evidence for Improving Health Outcomes Among People Experiencing Chronic Homelessness (1st ed.). National Academies Press.

13. Palar, K., Napoles, T., Hufstедler, L.L. et al. Comprehensive and Medically Appropriate Food Support Is Associated with Improved HIV and Diabetes Health. *J Urban Health* 94, 87–99 (2017). <https://doi.org/10.1007/s11524-016-0129-7>
14. Shergill, R., Syed, W., Rizvi, S. A., & Singh, I. (2018). Nutritional support in chronic liver disease and cirrhotics. *World Journal of Hepatology*, 10(10), 685–694.
<https://doi.org/10.4254/wjh.v10.i10.685>
15. Tapper, E. B., Baki, J., Nikirk, S., Hummel, S., Asrani, S. K., & Lok, A. S. (2020). Medically tailored meals for the management of symptomatic ascites: the SALTYFOOD pilot randomized clinical trial. *Gastroenterology Report*, 8(6), 453–456.
<https://doi.org/10.1093/gastro/goaa059>
16. U.S. Department of Housing and Urban Development Office of Policy Development and Research. (2006, March). *Predicting Staying In or Leaving Permanent Supportive Housing That Serves Homeless People with Serious Mental Illness*.
<https://www.huduser.gov/Publications/pdf/permhsgstudy.pdf>